

# Shyamlal Pandviya Govt. P.G. College Morar



## Criteria: 2

### Teaching- Learning and Evaluation

**Number of seats earmarked for reserved category as per GOI/State Govt. rule year wise during the last five years**



# Shyamlal Pandviya Govt. P.G. College Morar

Affiliated to Jiwaji University, Gwalior (M.P.)



Phone No. : 0751-2368320

Email : [slpmorar@gmail.com](mailto:slpmorar@gmail.com)


Website : <https://www.slpcollege.org>

## Seats filled against seats reserved for various categories (SC, ST, OBC)

Number of actual students admitted from the reserved categories year wise during last five years.					
Year	2022-23	2021-22	2020-21	2019-20	2018-19
S.C.	300	403	290	271	262
S.T.	142	252	162	146	89
OBC	286	352	278	254	235
Total	728	1007	730	671	586

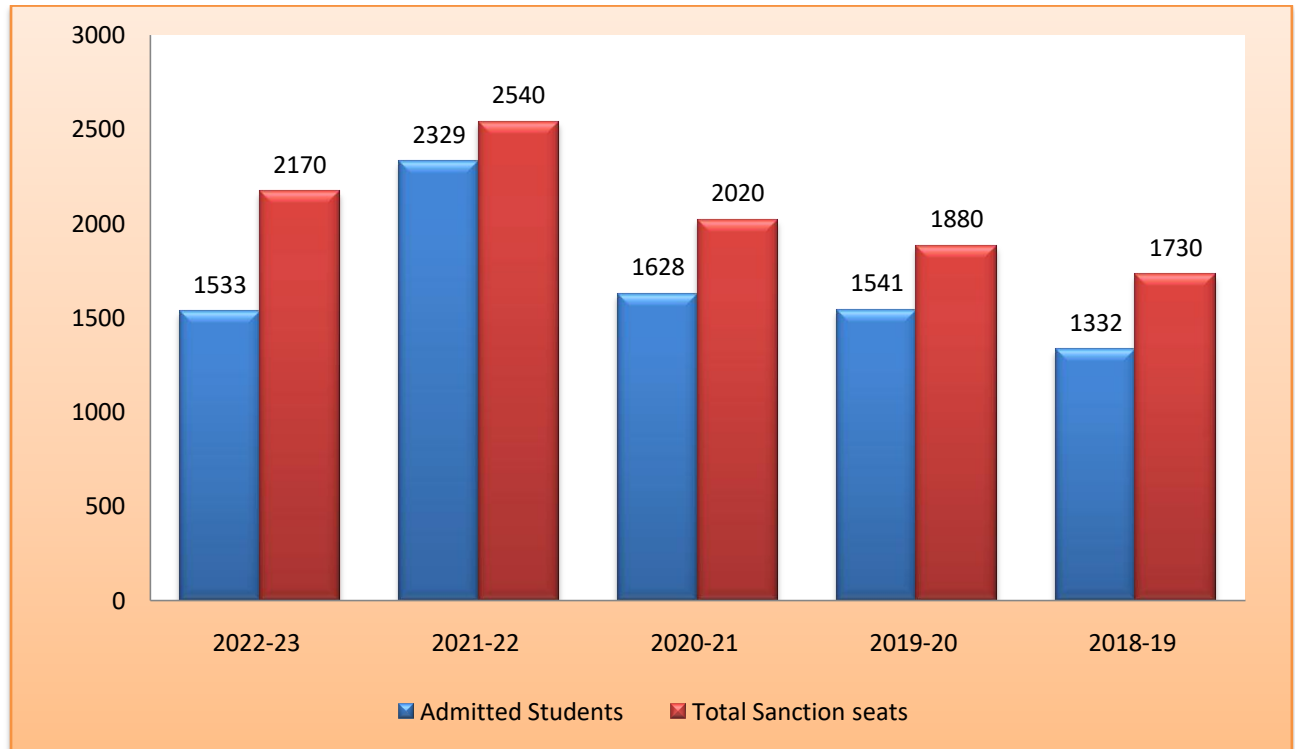
Number of seats earmarked for reserved category as per GOI/ State.					
Year	2022-23	2021-22	2020-21	2019-20	2018-19
SC	350	409	321	303	277
ST	434	508	404	376	346
OBC	301	353	285	262	242
Total	1085	1270	1010	941	865

  
IQAC Coordinator  
S.L.P. Govt. P.G. College  
Morar, Gwalior





## Admitted Students Comparative Chart for Five Year



Year	2022-23	2021-22	2020-21	2019-20	2018-19
Admitted	1533	2329	1628	1541	1332
Sanction Seats	2170	2540	2020	1880	1730



# Shyamlal Pandviya Govt. P.G. College Morar



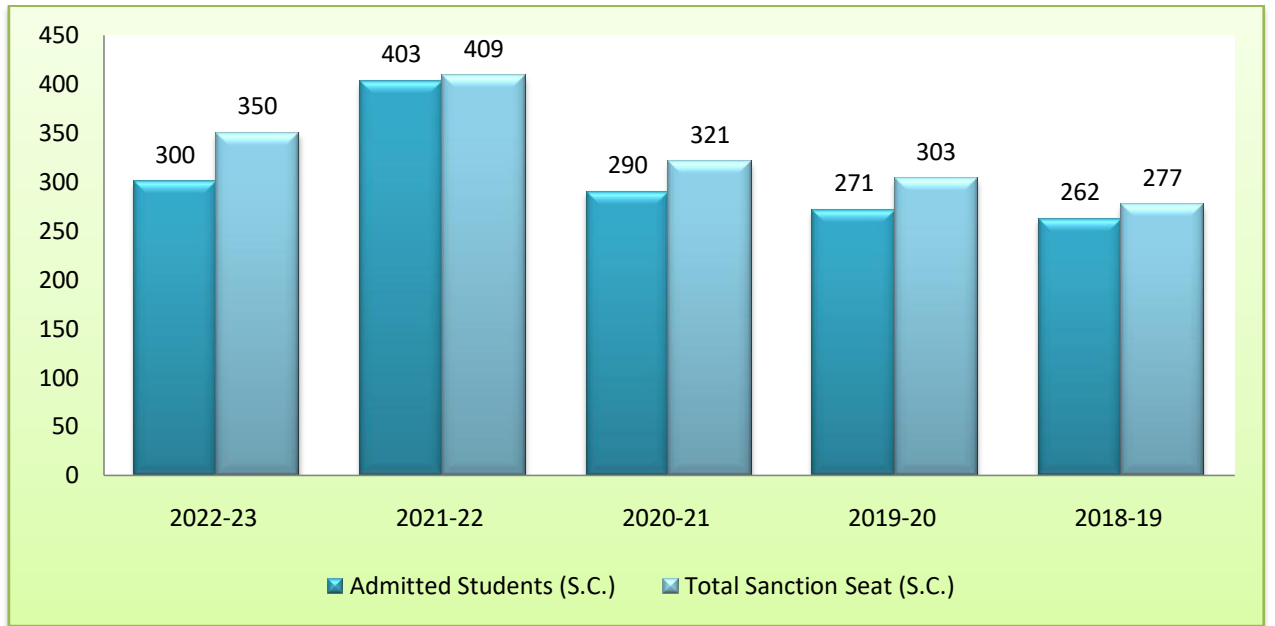
Affiliated to Jiwaji University, Gwalior (M.P.)

Phone No. : 0751-2368320

Email : [slpmorar@gmail.com](mailto:slpmorar@gmail.com)

Website : <https://www.slpcollege.org>

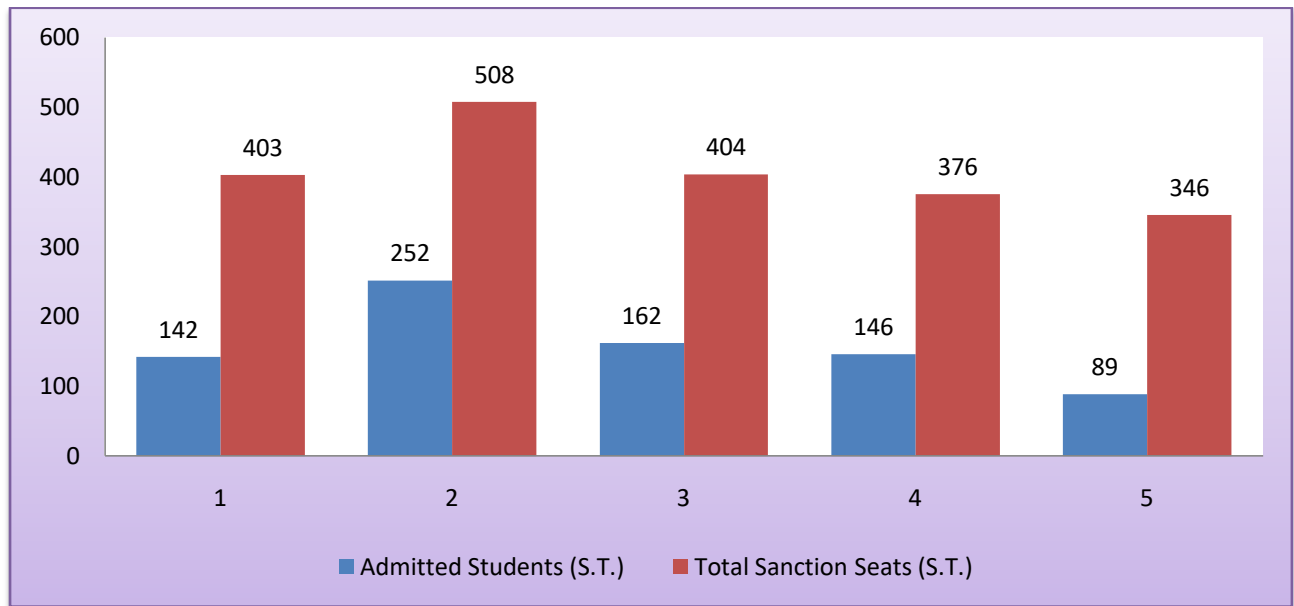
## Comparative Chart of S.C. Students for Five Year



Year	2022-23	2021-22	2020-21	2019-20	2018-19
Admitted Students (S.C.)	300	403	290	271	262
Total Sanction Seats (S.C.)	350	409	321	303	277



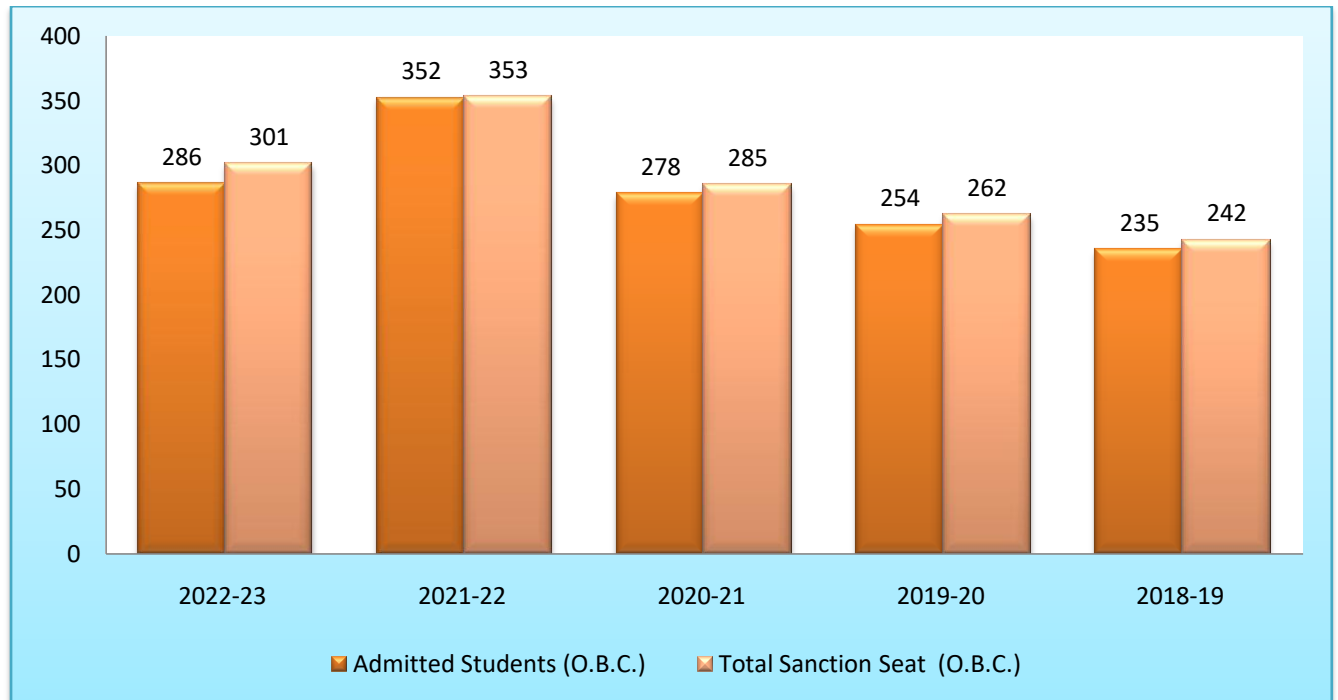
## Comparative Chart of S.T. Students for Five Year



Year	2022-23	2021-22	2020-21	2019-20	2018-19
Admitted Students (S.C.)	142	252	162	146	89
Total Sanction Seats (S.C.)	403	508	404	376	346



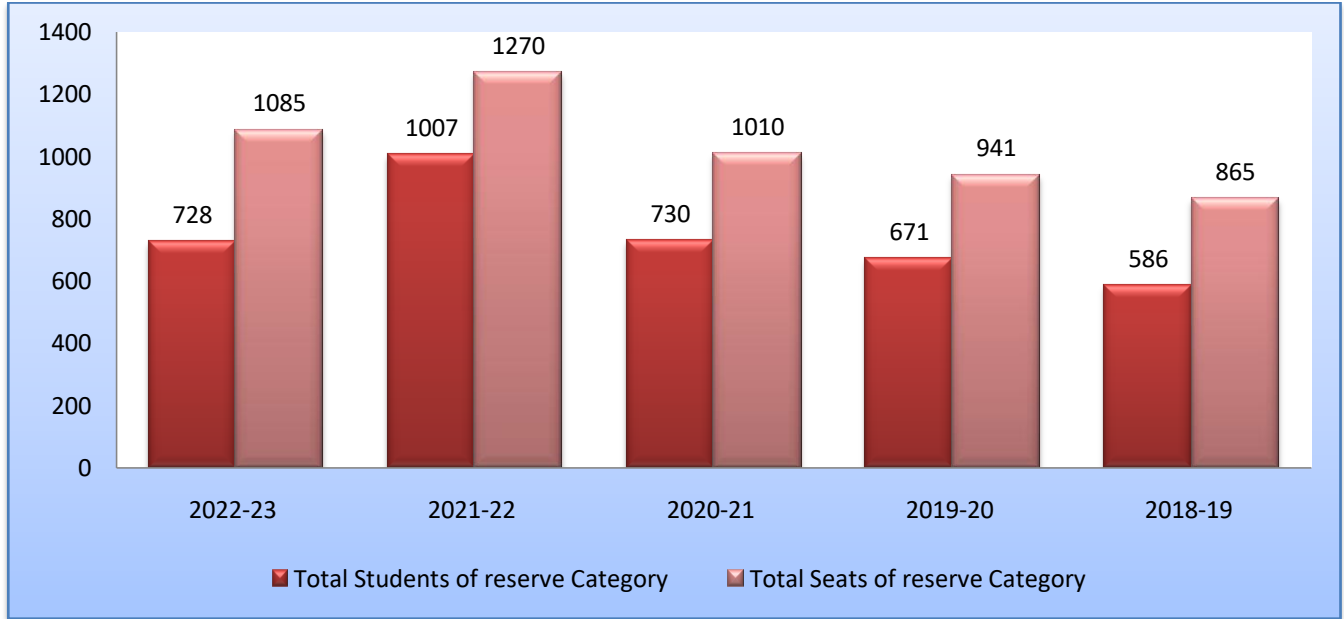
## Comparative Chart of O.B.C. Students for Five



Year	2022-23	2021-22	2020-21	2019-20	2018-19
Admitted Students (S.C.)	286	352	278	254	235
Total Sanction Seats (S.C.)	301	353	285	262	242



## Comparative Chart of Reserse Caegory Total Students for Five Year



Year	2022-23	2021-22	2020-21	2019-20	2018-19
Total Students of reserve Category	728	1007	730	671	586
Total Seats of reserve Category	1085	1270	1010	941	865